

Executive Summary: Bayes Nets

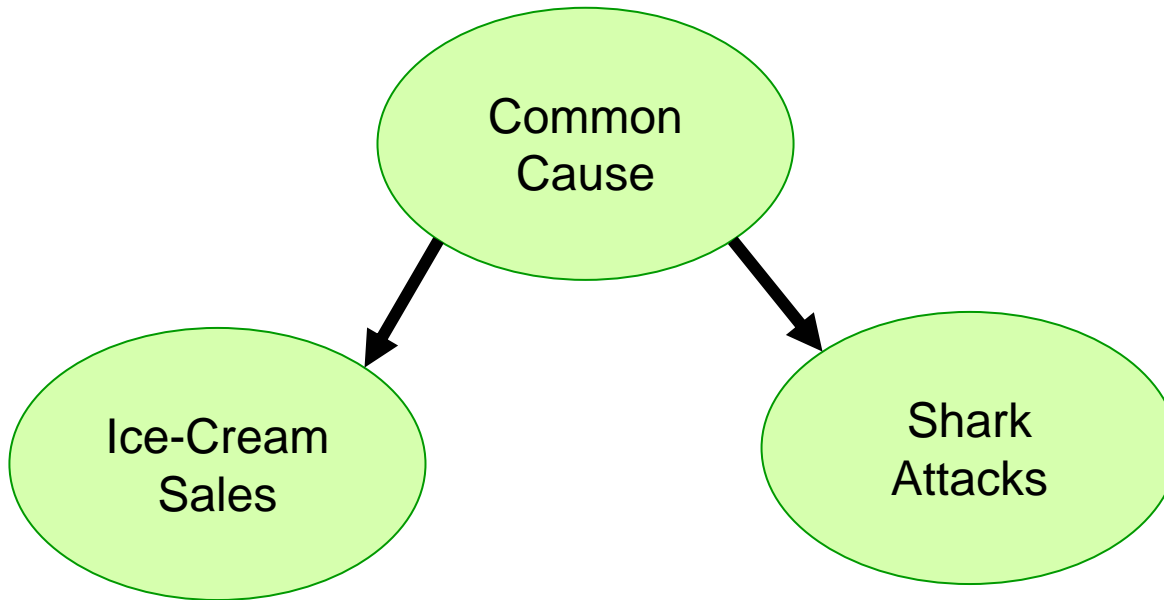
Note to other teachers and users of these slides. Andrew would be delighted if you found this source material useful in giving your own lectures. Feel free to use these slides verbatim, or to modify them to fit your own needs. PowerPoint originals are available. If you make use of a significant portion of these slides in your own lecture, please include this message, or the following link to the source repository of Andrew's tutorials: <http://www.cs.cmu.edu/~awm/tutorials> . Comments and corrections gratefully received.

Andrew W. Moore
Carnegie Mellon University,
School of Computer Science
awm@cs.cmu.edu
www.autonlab.org

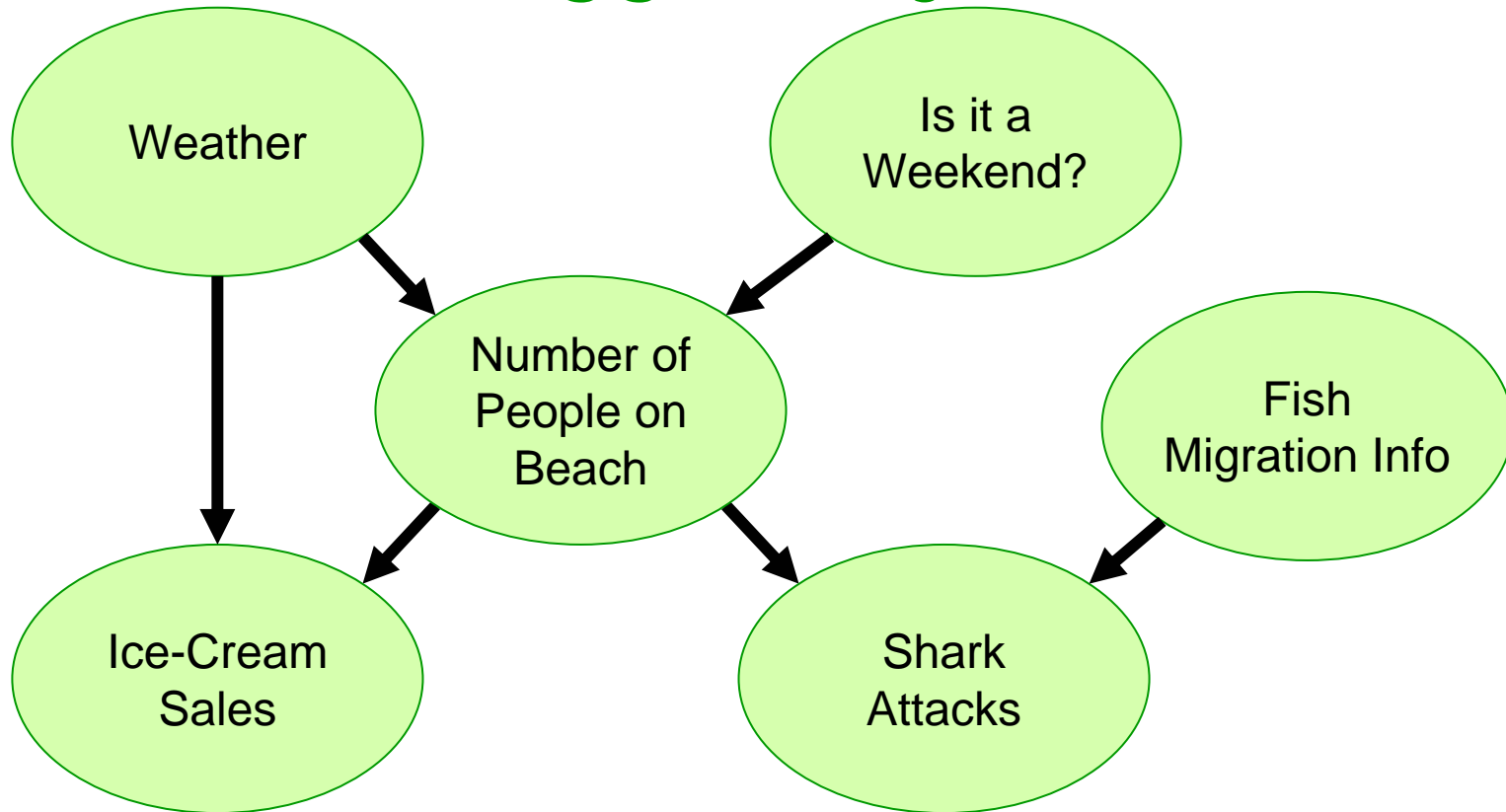
Ice-Cream and Sharks Spreadsheet

Recent Dow-Jones Change	Number of Ice-Creams sold today	Number of Shark Attacks today
UP	3500	4
STEADY	41	0
UP	2300	5
DOWN	3400	4
UP	18	0
STEADY	105	0
STEADY	4	0
STEADY	6310	3
UP	70	0

A simple Bayes Net



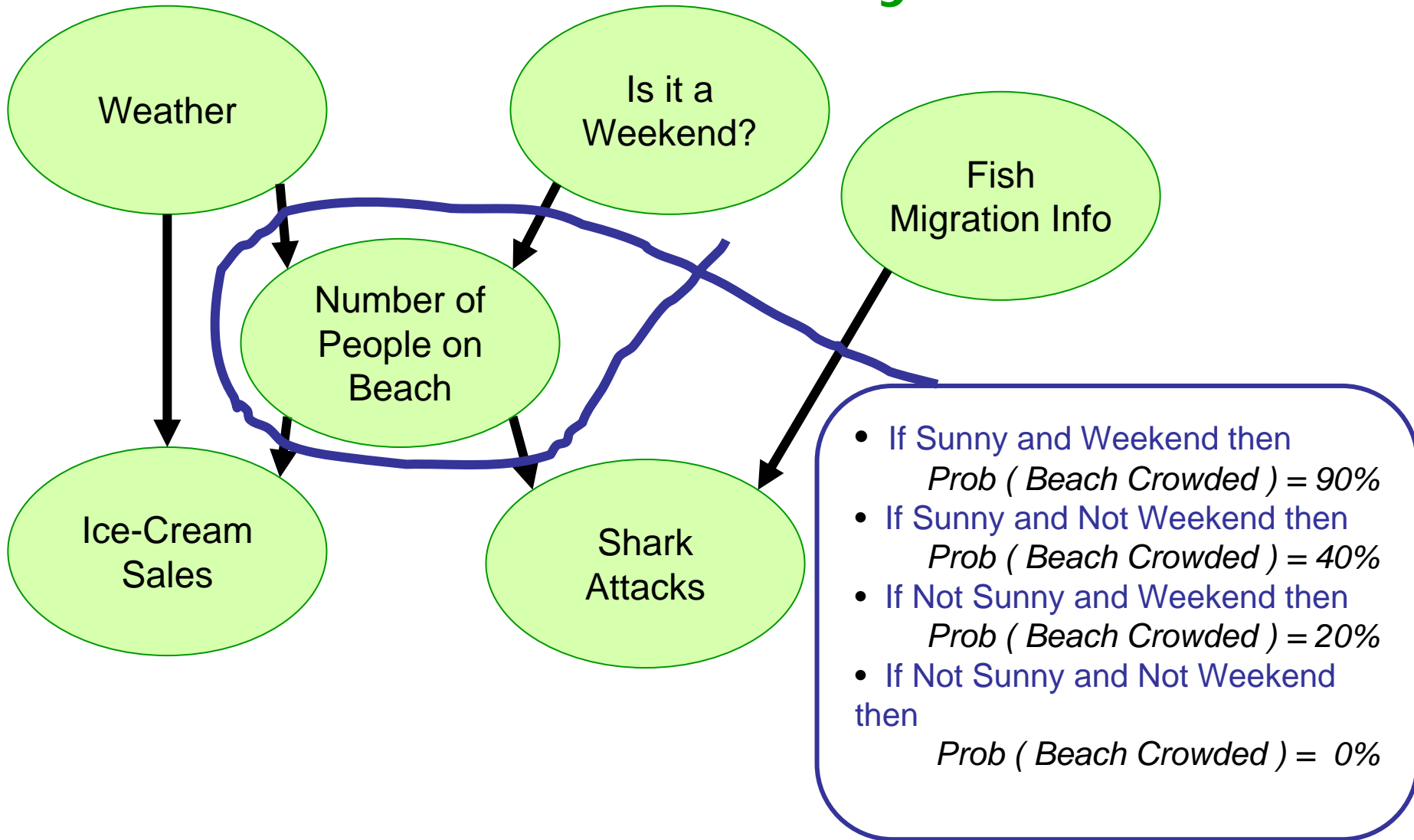
A bigger Bayes Net



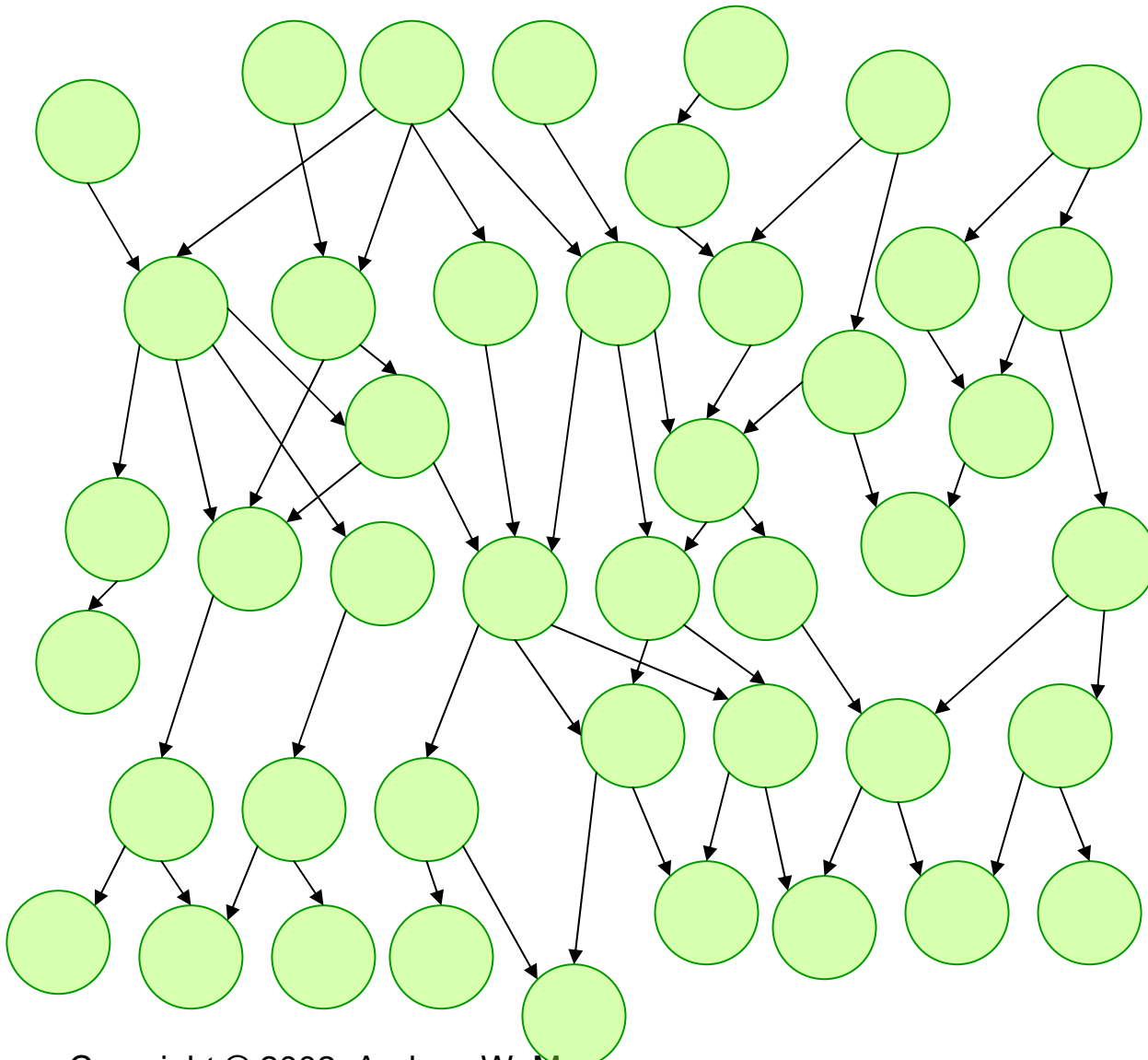
These arrows can be interpreted...

- **Causally** (Then it's called an influence diagram)
- **Probabilistically** (if I know the value of my parent nodes, then knowing other nodes above me would provide no extra information: *Conditional Independence*)

The Guts of a Bayes Net



Real-sized Bayes Nets



How do you build them?
From Experts
and/or from
Data!

How do you use them? Predict values that are expensive or impossible to measure. Decide which possible problems to investigate first.

Building Bayes Nets

- Bayes nets are sometimes built manually, consulting domain experts for structure and probabilities.
- More often the structure is supplied by experts, but the probabilities learned from data.
- And in some cases the structure, as well as the probabilities, are learned from data.

Example: Pathfinder

Pathfinder system. (Heckerman, *Probabilistic Similarity Networks*, MIT Press, Cambridge MA).

- Diagnostic system for lymph-node diseases.
- 60 diseases and 100 symptoms and test-results.
- 14,000 probabilities.
- Expert consulted to make net.
 - 8 hours to determine variables.
 - 35 hours for net topology.
 - 40 hours for probability table values.
- Apparently, the experts found it quite easy to invent the causal links and probabilities.

Pathfinder is now outperforming the world experts in diagnosis. Being extended to several dozen other medical domains.

Other Bayes Net Examples:

- Further Medical Examples (Peter Spirtes, Richard Scheines, CMU)
- Manufacturing System diagnosis (Wray Buntine, NASA Ames)
- Computer Systems diagnosis (Microsoft)
- Network Systems diagnosis
- Helpdesk (Support) troubleshooting (Heckerman, Microsoft)
- Information retrieval (Tom Mitchell, CMU)
- Customer Modeling
- Student Retention (Clarke Glymour, CMU)
- Nomad Robot (Fabio Cozman, CMU)